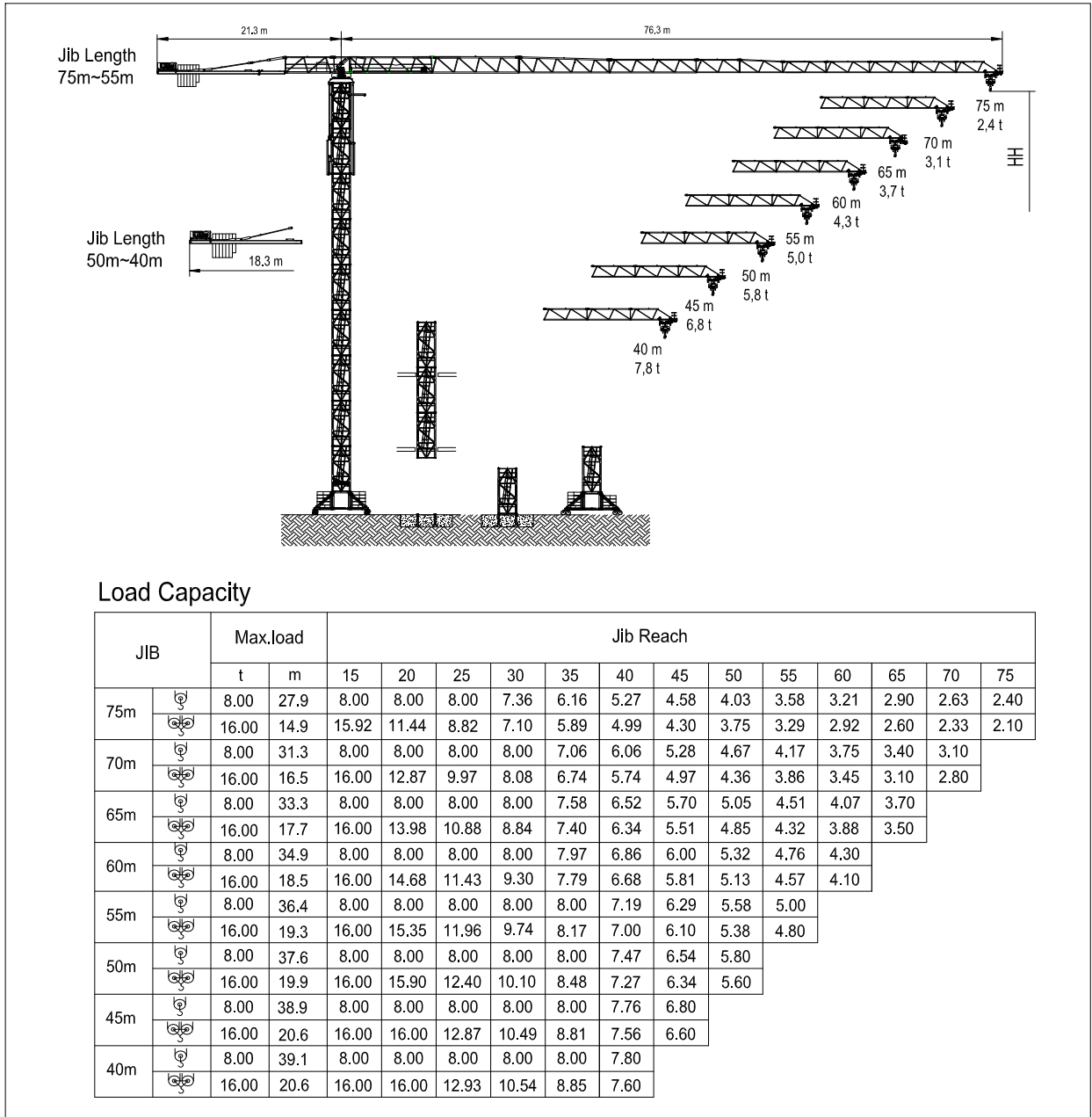




2.1.2 Jib lengths, Load diagrams, Speeds



Hoist winch 75 KW		75S 4.0 N 500		
P _{max}		8.0-16.0 [to]		
	Load [to]	4.00	5.33	8.00
	V [m/min]	82.00	69.00	46.00
	Load [to]	8.00	10.66	16.00
	V [m/min]	41.00	34.50	23.00
Drum capacity		500.0 m		

	Trolley travelling	Rotation	Crane travelling
Motor	5.5 KW	3 x 4.4 KW	4 x 5.0 KW
V	4.3-43-86 [m/min]	0.67 rpm	25.0 m / min

Power requirement – upper part		
Hoist unit	75KW	120KVA